

## Cabinet

Tuesday 19 January 2021

11.00 am

Online/Virtual: This meeting will be livestreamed on Southwark Council's YouTube channel here: <https://www.youtube.com/user/southwarkcouncil>

## Supplemental Agenda No. 4

### List of Contents

Item No.	Title	Page No.
8.	<b>Covid-19: Update on local infection rate and response</b> To receive an update on the local infection rate and response to Covid-19.	1 - 28

### Contact

[Paula.thornton@southwark.gov.uk](mailto:Paula.thornton@southwark.gov.uk); or [virginia.wynn-jones@southwark.gov.uk](mailto:virginia.wynn-jones@southwark.gov.uk)

Date: 18 January 2021

<b>Item No.</b> 8.	<b>Classification:</b> Open	<b>Date:</b> 19 January 2021	<b>Meeting Name:</b> Cabinet
<b>Report title:</b>		Covid-19: Update on local infection rate and response	
<b>Ward(s) or groups affected:</b>		All	
<b>Cabinet Member:</b>		Councillor Kieron Williams, Leader of the Council Councillor Evelyn Akoto, Cabinet Member for Public Health and Community Safety	

### **FOREWORD – COUNCILLOR KIERON WILLIAMS, LEADER OF THE COUNCIL**

I am so proud of all in our borough who continue to work together and support each other to get through these most difficult and challenging of times in this long pandemic. Whether that's our local health workers, who day in, day out are working flat out to keep us well. Our local businesses, who are trying to get by, providing jobs and skills in a world full of uncertainty. Our key worker heroes who are working tirelessly to keep all in our borough safe and secure. Our voluntary and community led organisations who are providing a helping hand to those residents in need of extra support. And most crucially our residents who continue to play by the rules and make sacrifices to protect each other, their loved ones and all who call Southwark home.

This report provides a snapshot on what's happening across the borough in the weeks since we all went back into lockdown on 6 January, the third such time in ten months that we have needed to stay home, where we can, and do all we can to protect our local health service and each other. Hope comes with the roll out of the vaccine, first to older age groups and those most in need. I know the council stands ready with all in our community to do what we can to support the roll out of the vaccines and more so to take our borough together to a better place in the weeks and months ahead.

### **RECOMMENDATIONS**

That Cabinet:

1. Note the latest position on Southwark's COVID infection rate (Appendix 1) and overall local response following the move to national lockdown on 6 January 2021.
2. Thanks residents, staff, schools, partners, volunteers, providers, suppliers

and all in our community for their continuing work and dedication in supporting our residents and businesses through the pandemic safely.

3. Expresses condolence to all those who have lost loved ones at this time, noting that work continues as part of the local humanitarian response.
4. Welcomes the early progress on the vaccination programme roll out and stands ready for the Council to support future roll out to residents.

### **PURPOSE & SUMMARY**

5. The purpose of this report is to provide Cabinet with an update on the local COVID infection rate and a brief summary of borough activity underway as part of the local COVID response at this difficult and challenging time for all. This update follows the move to a national lockdown on 6 January 2020.
6. Given the move to national lockdown, this report focuses on the most recent activity including the ongoing community support alliance work and work on local testing and vaccination. Support to schools, the impact on local services and business and wider health impacts are considered.
7. The report should be read in conjunction with the regularly published updates on the Council's website and to residents, all councillors, local MPs and other local stakeholders.

### **BACKGROUND INFORMATION**

8. The COVID-19 pandemic continues to have a hard and lasting effect on residents, public institutions, businesses and voluntary and community organisations. Since the virus first struck our borough almost twelve months ago, it has required a phenomenal response; one that has mobilised the resources, skills and good faith of many across the borough to ensure all, especially the most vulnerable, stay safe, well and protected.
9. Like London, since the first national lockdown and before this latest lockdown, the borough has moved through different stages of restrictions (known as 'tiers'), including a second lockdown, with different changes announced by government sometimes at speed and with limited notice. This has required strong resolve and a swift, effective response from all in our community.
10. Tragically, people in our communities have left us much too soon. In total 271 people in our borough have sadly lost their lives to COVID-19. There were 297 excess deaths in Southwark in 2020 (i.e. the number of deaths in excess of what would 'normally' be expected from any causes in a 'usual' year). The hurt attached to those who have lost loved ones is indescribable.

11. A local humanitarian assistance steering group brings together partners including the NHS, the police, and voluntary and faith sectors to oversee the humanitarian assistance effort. The Council's Strategic Director for Children's and Adults acting is the Council's Humanitarian Assistance Lead Officer, known as HALO.
12. Hope for a better, different way of living and being closer again to loved ones comes in the form of the roll out of a programme of vaccination for our residents, beginning with those identified most at risk or vulnerable alongside key health and social care workers. Further details on initial roll out are set out in this report.

### **KEY ISSUES FOR CONSIDERATION**

13. This section provides an update on local infection rate and highlights key areas in our local response. Further details and data analysis are set out in Appendix 1.

### **Overall position of local health system**

14. Overall, across London there are early indications that levels of infection are stabilising, with all boroughs now beginning to show reductions in newly confirmed cases.
15. While this is a positive development, it remains the case that levels of infection remain high and significantly above rates seen in the autumn and early winter. This means that continuing to observe government guidance, staying home wherever possible remains critical to limiting the impact of local transmission of the virus.
16. Continued pressure is evident within the NHS, with high levels of bed occupancy within both general & acute and critical care across London and within our local hospitals. A rapid and sustained reduction in new infections will be important in order to reduce pressure within the NHS as quickly as possible.

### **Infection and related statistics – latest position**

17. There have been 2,564 confirmed cases of COVID-19 in Southwark in the week up to 12 January and Southwark's 7-day incidence rate stands at 804 per 100,000; a decrease of 22% on the previous week. This compares to London's 7-day incidence rate of 811 per 100,000; a decrease of 23% on a week earlier.
18. Case rates have decreased among all age groups in the past week. Overall, the highest number of cases, at 1,025, are among 40-59 year olds. Analysis by geography is set out in Appendix 1.
19. Across London, 3 boroughs (as at 18 January) have incidence rates above

1,000 per 100,000 with Barking and Dagenham experiencing the highest incidence rate in London at 1,192 per 100,000. In total, there are almost 7,600 patients with COVID-19 in hospital across London - this compares to 1,701 on 1 December 2020.

20. Overall, the Office for National Statistics (ONS) report that 1 in 30 people in London had COVID-19 between 27 December and 2 January. The 'R' (or reproduction) rate in London is between 0.9 and 1.2. A new strain of COVID-19 was identified in December 2020, which is estimated to be up to 70% more transmissible than previous strains. However, Public Health England state there is no evidence of increased in risk of death, serious illness or re-infection from the new strain.
21. There are 75 local testing sites across London. In Southwark, in the week up to 15 January, there were 12,620 community tests with more than one in five people testing positive. The overall community-testing rate is 568 per 100,000 population for Southwark. Almost half (45%) of community testing is through home testing.
22. NHS Test and Trace enables monitoring of the local spread of COVID-19 through testing of suspected cases and following up of an individual's close contacts. Local contact tracing stands consistently at over 80%, with 83% of local cases successfully followed up and 91% of local contacts successfully followed up. The figures for London are 85% and 93% respectively.
23. Since mid-December, there has been a continuing and rapid rise in the number of hospital local admissions with COVID-19, consistent with the picture across London. In the week to 14 January, combining admissions and inpatient diagnosis there were a total of 130 cases in Guys and St Thomas' and 380 at Kings College Hospital.

#### **Local community testing sites (rapid lateral flow tests)**

24. There are a number of facilities across the borough offering COVID-19 tests either for those who have COVID-19 symptoms or for those who are not displaying any symptoms but may be infectious to others (known as asymptomatic testing). Testing for individuals who have COVID-19 symptoms are available at Peckham Pulse, Burgess Park with a third site expected to open at Bel Air, Dulwich on 19 January.
25. A new testing facility at the Damilola Taylor Centre offering rapid lateral flow tests (for asymptomatic testing) to residents (particularly aimed key workers unable to stay at home) and staff opened on Monday 18 January. The facility will be open daily from 9am to 7pm. Individual results will be available usually within an hour. The centre has capacity to over 2000 tests per day at full capacity. A second facility, at Southwark Park, will open on 25 January. This is subject to meeting of local demand, appropriate agreement and other necessary requirements.

26. An online booking system for the rapid lateral flow test went live on Wednesday 13 January. As at Friday 15 January, there were 1510 bookings. A full communications plan is in place contacting and publicising the facility to residents alongside 10,000 emails sent to local businesses plus communications to voluntary and community sector, faith sector and key sectors such as Transport for London and local construction firms. Initial estimates (as at Friday 15 January) show that the Council, in 48 hours, reached some 6,000 people by directing them through our communications channels to the website or online booking form.
27. A fuller description of the current working model for the local community (rapid lateral flow) test is set out in Appendix 1.

### **Vaccination roll out**

28. The local COVID-19 vaccination programme began roll out in December 2020. Major regional hubs (for London, the Excel Centre) are in place as part of the national roll out of vaccinations; North Southwark Primary Care Network (PCN), South Southwark PCN and local acute hospital hubs (GSTT and Kings) are delivering the local programme. The roll out is in line with priority groups as identified by the Joint Committee and Immunisation (JCVI).
29. The council is working closely with the CCG to help coordinate and facilitate roll out as part of a well-established Southwark Immunisation Strategy. Furthermore, local government continues to make the case nationally that the definition of key workers in the next phases of vaccine roll out is widened to include key operations such as waste collection, mortuary staff and other local frontline operations. To improve coverage of the vaccination programme and reduce inequalities a local task force is in place. Members will receive further data vaccine roll out as it becomes available.

### **Community support alliance**

30. In response to the first lockdown, a local Community Hub was set up as a joint initiative between the council, voluntary sector organisations and the local health service to support those who were either shielding or required additional support with food and essential supplies.
31. On 8 September the Cabinet received an update report on the local Community Hub. The Cabinet agreed to move to a broader Southwark community support alliance, which is a coalition of community groups, the NHS and the council that together is providing ongoing support for vulnerable residents affected by the pandemic. To deliver an emergency operating model in the event of a further spike in Covid-19 or a further lockdown, a local community support plan is in place.

32. The community support alliance ('the alliance') continues to operating well. In total, some 10,797 people are on the Shielded Patient List in Southwark. All those shielding were written to by the government to inform them of the reintroduction of shielding and the available support options. The Council also wrote to those shielding including those who were Clinically Extremely Vulnerable (CEV) with advice prior to Christmas and ahead of the national lockdown. At that time, some 141 shielded residents requested further support, an average of 8 per day.
33. Further communications to those most vulnerable took place following the move to national lockdown. Latest data shows that demand remains below the levels experienced in the first lockdown and the necessary resources are in place to manage current demand. The alliance continues to closely monitor local demand.
34. Voluntary and community sector providers continue to receive referrals for local support. In the majority of cases, people are being assisted with access to priority supermarket deliveries. The alliance has contacted the local food hubs and Tenants and Residents Associations in the borough, detailing our and requesting they check in on any particularly vulnerable residents they are aware of. Emergency food parcels remain available to those most vulnerable and food insecure where needed. The phone lines and other forms of contact and referral remain open 24 hours a day.

### **Support to schools**

35. All schools across the borough, including nursery and special schools, remain open for children of key and critical workers, similar to the first national lockdown in spring 2020. The definition of key and critical worker list has however been extended when compared to the first national lockdown putting additional pressure on local schools.
36. More specifically, the public health protection team provides advice and support to schools with managing single cases or outbreaks of COVID-19, and with interpreting and applying COVID-19 guidance and protocols. This includes supporting secondary schools to plan for the current roll out of rapid lateral flow mass testing. Eighty five percent of local schools have been provided with some form of public health protection support since September, with additional bespoke support provided through school nursing support. Specific details are set out in Appendix 1.
37. In addition, a collaboration of local schools, the council and health partners has established feedback loops relating to staff and student anxieties, supported the communication of public health guidance, and support to vulnerable children and families in the borough.

## **Local enforcement and public safety**

38. A key priority for the Council throughout the pandemic has been ensuring through an effective communications strategy that the public follow government guidelines on social distancing to decrease the impact of local community transmission. At the same time, Council teams have been working with the Police to support a robust approach to local enforcement, including warning and ultimate prosecution of any businesses who continue to operate in breach of government guidance.
39. Recognising the importance of safeguarding local residents, local authority enforcement officers have taken an active role in enforcing the Coronavirus (Business Restrictions) Regulations throughout their many changes. From the end of March 20 to the end of December 20 officers undertook 7631 business interventions, have served 173 legal orders, including 9 Direction Orders, and awarded 31 businesses with the 'Covid Compliant' accreditation marque.
40. Partnership plans for the disruption of potential gatherings were successful around Halloween and Bonfire Night and on New Year's Eve when four Unlicensed Music Events were identified early and stopped by the Police. The Service has also had a very productive partnership arrangement with the Police, Borough Market and the Better Bankside BID to address issues of public overcrowding and street drinking, eating and socialising in SE1
41. The council's enforcement team are speaking at national fora on lessons learnt from our local enforcement approach. Regulatory Services are now receiving information from Public Health regarding premises where outbreaks are actually, and potentially, occurring.

## **Local business support**

42. Local businesses continue to face significant impact in the light of the third national lockdown to take place in a period of 10 months. A number of business support grants are available reflecting the ongoing impact of the pandemic and the move between different levels of local restrictions. Particularly affected is the retail and hospitality sector, although all businesses continue to face uncertainty and difficult conditions in the weeks ahead.
43. In total, some 4,500 businesses have received support through business rate relief and other related measures equating to some £158.2m. In addition, through the Council's local economy team we have administered some £6.42m in additional discretionary business grant relief supporting 1272 businesses. Demand remains high for this additional relief, with the current round of additional restrictions grant receiving 1,644 applications in a period of 28 days.

### **Impact on Council services**

44. The impact of COVID-19 has had differential impact across the Council's operation, albeit all Council services (other than those required to close) continue to operate safely and effectively. The closure of libraries, leisure centres and outdoor sports took place in line with government direction. Other services, such as housing repairs and maintenance have been modified to focus on essential works and support to the most vulnerable / at risk. In areas such as street sweeping and waste management rotas have been amended. Supporting staff wellbeing and safety whilst continuing to deliver services to residents is the key priority.
45. On a council wide and individual service scale, monitoring of staff sickness is taking place. Directors continue to track individual service performance and those of contractors with any modifications updated and communicated through the Council's channels and directly to affected residents and groups where required.
46. Our staff are our greatest asset and their safety and wellbeing is a top priority for the Council as we manage our local response. A Covid-19 Wellbeing plan and Toolkit and winter wellbeing plan and toolkit is in place for staff to help support individuals and teams during this challenging period. The council also has confidential Employee Assistance Programme 24 hours a day, 7 days a week. Supporting staff is also key to our wider local humanitarian response.

### **Governance**

47. COVID-19 represents a public health emergency and, in response to the move to national lockdown, the Council has put in place the necessary emergency planning arrangements with the Chief Executive (or her nominate) taking on Council Gold for the purposes of directing council wide activity with regards the local pandemic response.
48. An Outbreak Prevention and Control Executive plan and associated governance arrangements are in place under the direction of the Director of Public Health to oversee the local public health response. This involve key partners in health and voluntary and community sector, with reporting on progress also to the Southwark Health and Wellbeing Board which is chaired by the Leader of the Council.

### **Community impact statement**

49. As this report notes, COVID-19 continues to impact residents, partners and businesses across the borough. The purpose of this report is to briefly update on local infection rate and set out key highlights from the local response in the light of the move to national lockdown on 6 January 2020.

50. The wider longer term social, environmental and economic impact on residents and the borough will likely be significant. In considering, planning ahead for and mitigating the long term effects of COVID-19 on our borough the council, working with partners, will undertake the necessary work to more fully understand any specific implications on a particular group or groups of individuals in our community. The Public Sector Equality Duty will be taken into account as we deliver services and respond to the continuing impact of COVID-19 on our borough as well as plan any changes to policy arising from that impact. This will include identification of any vulnerable groups and individuals who may be in particular need of targeted support.

## **SUPPLEMENTARY ADVICE FROM OTHER OFFICERS**

### **Director of Law and Governance**

51. The report to provide cabinet with an update on the local COVID infection rate and a brief summary of borough activity underway as part of the local COVID response at this difficult and challenging time for all. The update follows the move to a national lockdown on 6 January 2020.
52. Under section 149 of the Equality Act 2010, in making this decision, the Cabinet must comply with its public equality duty which requires it to have due regard to the need to (a) eliminate discrimination, harassment, victimisation and any other conduct that is prohibited by or under the Act; (b) advance equality of opportunity between persons who share a relevant protected characteristic and persons who do not share it; (c) foster good relations between persons who share a relevant protected characteristic and persons who do not share it.
53. The community impact statement in paragraphs 49 and 50 clarifies that there will be significant impacts on residents including individuals with protected characteristics.

### **Strategic Director of Finance and Governance**

54. The Strategic Director of Finance and Governance notes the update on the local COVID infection rate and borough activity underway as part of the local COVID response, in particular the ongoing community support alliance work, work on local testing and vaccination, support to schools, impact on local services and business and wider impacts on council services.
55. There are no direct financial implications arising from the recommendations contained in this report.
56. The Strategic Director of Finance and Governance notes the importance of good governance and accountability to facilitate control of COVID-19 spending during this crisis, and that the finance team will monitor and

track COVID-19 related spend. We will need to continue to ensure that Government fully funds the financial burden of responding to this crisis on local authorities and their residents.

### **REASONS FOR LATENESS**

57. The report is late so officers can take account of the most up to date information pertaining to the infection rate and related local response.

### **REASONS FOR URGENCY**

58. The report is urgent so Cabinet can take account of the latest health, social care and wider impact data following the move to a national lockdown on 6 January 2021. In doing so and noting this report, Cabinet can put in place any immediate, necessary next steps on policy and resource direction for the Council, where required.

### **BACKGROUND DOCUMENTS**

<b>Background Papers</b>	<b>Held At</b>	<b>Contact</b>
None		

### **APPENDICES**

<b>No.</b>	<b>Title</b>
Appendix 1	COVID-19 Update to Council Cabinet, January 2021

## AUDIT TRAIL

<b>Cabinet Member</b>	Councillor Kieron Williams, Leader of the Council Councillor Evelyn Akoto, Cabinet Member for Public Health and Community Safety	
<b>Lead Officer</b>	Eleanor Kelly, Chief Executive	
<b>Report Author</b>	Stephen Gaskell, Director of Response and Renewal Chris Williamson, Head of Public Health Intelligence	
<b>Version</b>	Final	
<b>Dated</b>	19 January 2021	
<b>Key Decision?</b>	No	
<b>CONSULTATION WITH OTHER OFFICERS / DIRECTORATES / CABINET MEMBER</b>		
<b>Officer Title</b>	<b>Comments Sought</b>	<b>Comments Included</b>
Director of Law and Governance	Yes	Yes
Strategic Director of Finance and Governance	Yes	Yes
<b>Cabinet Member</b>	Yes	Yes
<b>Date final report sent to Constitutional Team</b>	19 January 2021	

# COVID-19 Update to Cabinet

*Southwark's Outbreak Prevention & Control Plan*

Knowledge & Intelligence Team  
Southwark Public Health Division

18 January 2021

## GATEWAY INFORMATION

<b>Report title:</b>	<b>COVID-19 Update to Cabinet. Southwark's Outbreak Prevention &amp; Control Plan</b>
<b>Status:</b>	<b>Public</b>
<b>Prepared by:</b>	C Williamson, F Tracey, K Chapman and L Colledge
<b>Contributors:</b>	L Brutus, K Watters, S Robinson
<b>Approved by:</b>	C Williamson
<b>Suggested citation:</b>	COVID-19 Update to Cabinet. Southwark's Outbreak Prevention & Control Plan. Southwark Council: London. 2021.
<b>Contact details:</b>	<a href="mailto:publichealth@southwark.gov.uk">publichealth@southwark.gov.uk</a>
<b>Date of publication:</b>	18 January 2021

# This monitoring report provides a brief overview of key indicators relating to COVID-19 in Southwark

## INTRODUCTION

This report provides an brief overview of key indicators relating to COVID-19 in Southwark, and is designed to support the work of the Outbreak Prevention & Control Executive. The report includes measures on four key areas:

- Tests
- Cases
- Case and contact tracing
- Hospital admissions and inpatient numbers

**Note: The intelligence and evidence regarding COVID-19 are evolving rapidly. This document presents our best understanding at time of publication. Figures may be revised at a later date due to late reporting.**

# Cases have started to stabilise however infection levels remain high and NHS demand continues to increase

## KEY MESSAGES

**Case rates across London have started to stabilise, with all boroughs showing decreases in the past week.**

- Southwark had 2,564 confirmed cases of COVID-19 in the week up to 12 January.
- Across London, 3 boroughs still have incidence rates above 1,000 per 100,000, with all boroughs having rates above 400 per 100,000.

**The number of NHS hospital inpatients with COVID-19 symptoms remains high, with significant pressure in the system across London.**

- Across the capital, over 7,500 hospital inpatients have confirmed COVID-19, with over 1,200<sup>07</sup> of these occupying mechanical ventilation beds.

**There are now 75 local testing sites across London. Testing has seen an increase in the past week, but utilisation of our local testing sites has decreased.**

- There have been 12,620 community tests in Southwark in the last week.
- Positivity has more than doubled since mid-December, and more than 1 in 5 people are testing positive.

**Levels of contact tracing in Southwark are high: consistently above 80%.**

- 83% of cases in Southwark are successfully followed up, compared to 85% for London as a whole.
- 91% of contacts in Southwark are successfully followed up, compared to 93% for London as a whole.

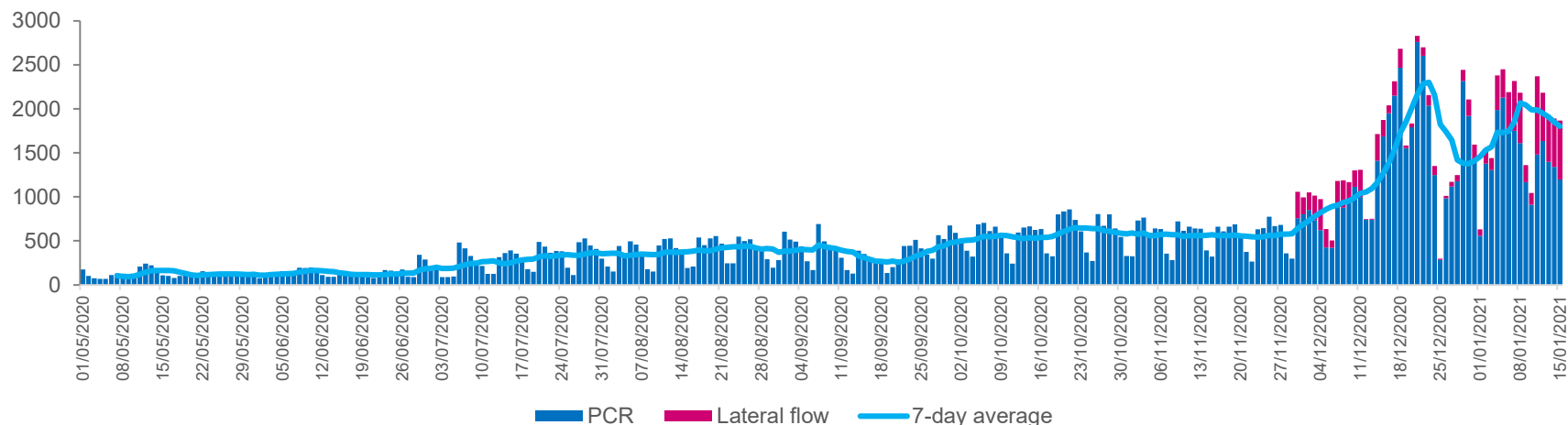
# Community testing levels have seen a decrease in the past 7 days

## TESTING

**Intended COVID-19 test provision comprises: Pillar 2 tests for the general public, via commercial laboratories; and Pillar 1 tests for health and care staff and those with clinical need, via NHS and PHE laboratories.**

- Test numbers have decreased by over a tenth (13%) in the last 7 days, with **12,620 Pillar 2 tests** in Southwark: 3,489 lateral flow tests and 9,131 PCR tests.
- Southwark's community testing rate is 568/100,000 in the last 7 days.
- Test positivity for PCR testing is 23.0% across Pillar 1 and 2.

Figure 1: Daily and weekly average Pillar 2 tests in Southwark

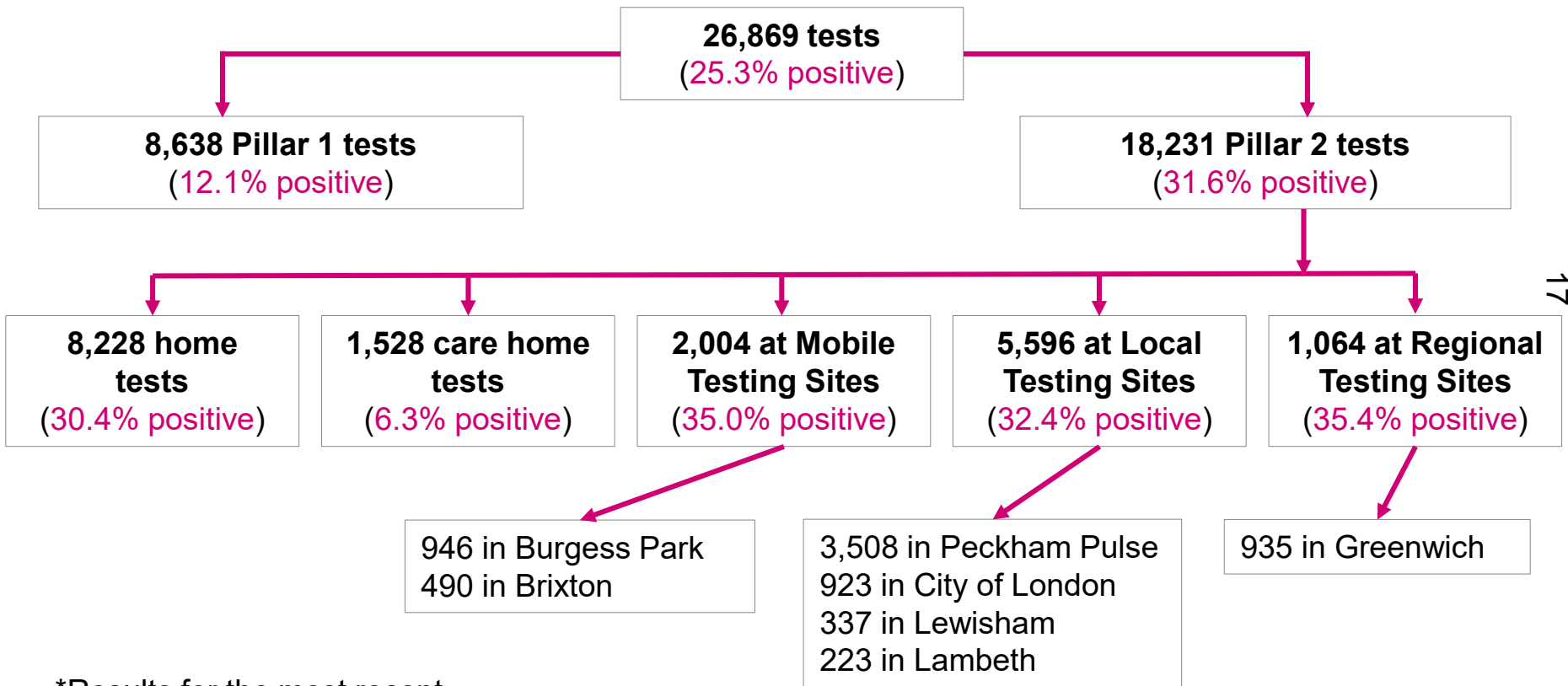


### References

1. NHS Digital COVID-19 Local Authority Testing Dashboard. Data to 15 Jan.
2. PHE Regional Situation Awareness Report. Data to 12 Jan.

# In the last two weeks, home tests were the most common community test type (45%); 30% were positive

TESTING: 2 WEEKS FROM 28/12/20 TO 10/1/21\*, non-LFT



17

\*Results for the most recent few days are incomplete

## Reference

1. PHE COVID Situational Awareness Explorer Dashboard – Tests in the 2 weeks up to specimen date of 10 Jan 2021.

# NHS Test and Trace has a consistent case completion rate of about 85%, achieved by national and local contact tracing

## CONTACT TRACING

**NHS Test & Trace data enables monitoring of COVID-19 spread through the testing of suspected cases and tracing of recent close contacts.**

- In the week to 6 January, 3,463 local cases and 5,545 contacts were identified:
  - 83% of cases were completed (85% in London).
  - 91% of contacts were completed (93% in London).
  - Case and contact completion rates are comparable to previous weeks.
  - There has been a significant escalation of cases referred to local contact tracing by the national programme in recent weeks.

Figure 2: London borough case completion in week to 30 Dec





Figure 3: London borough contact completion in week to 30 Dec



### Reference

1. PHE. London contract tracing weekly outcome reports. Data to 06 Jan.

# Cases in Southwark and London appear to be stabilising, but infection levels remain high

## CASES

**Across London, cases have started to stabilise, with all boroughs showing decreases in the past 7 days.**

- Reported 7-day incidence to 12 January is now 804 per 100,000; decreasing by a fifth (22%) in the last week. This equates to 2,564 confirmed cases.
- Across London, 3 boroughs still have incidence rates above 1,000 per 100,000, with all boroughs having incidence rates above 400 per 100,000.

Figure 4: Confirmed daily cases in Southwark

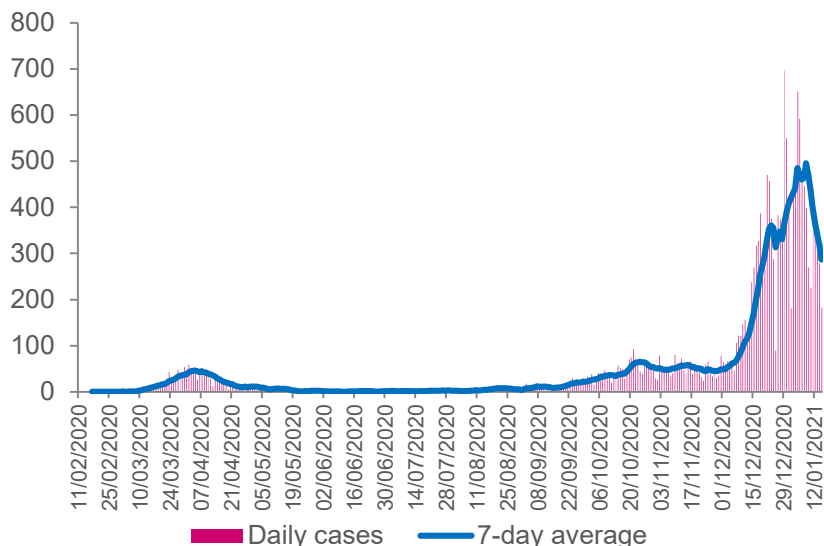
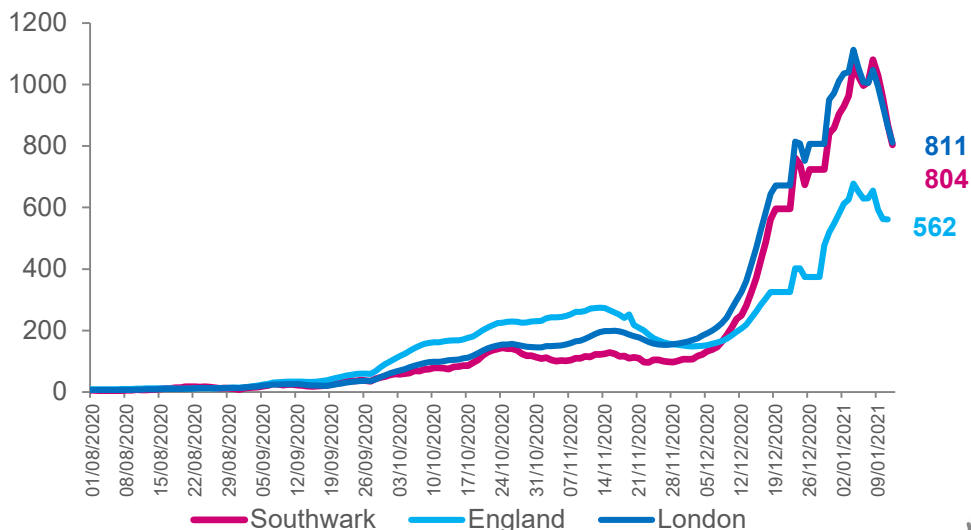


Figure 5: Weekly incidence rate per 100,000 population



### References

1. NHS Digital COVID-19 Local Authority Testing Dashboard. Data to 15 Jan.
2. PHE Regional Situation Awareness Report. Data to 12 Jan; PHE Daily Centre Report. Data to 11 Jan.

# Cases have started to stabilise across all age groups, with all showing decreases in the past week

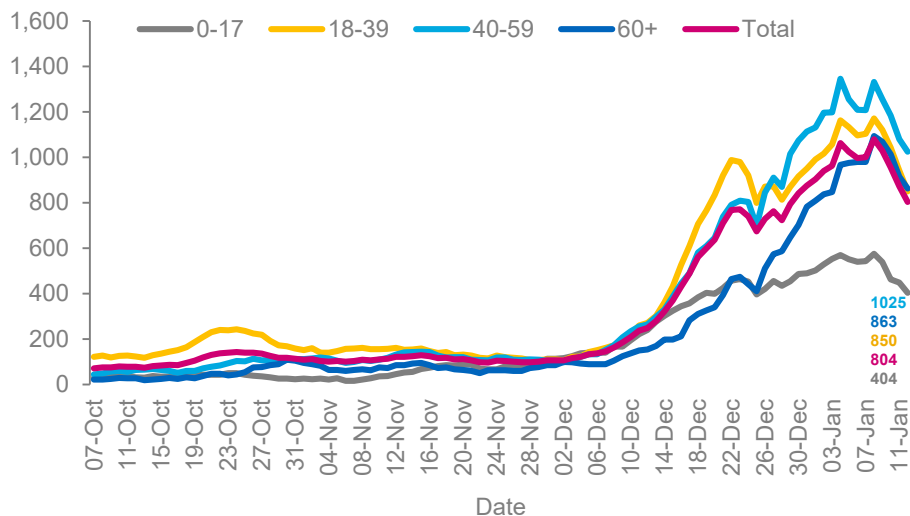
## CASE DEMOGRAPHICS

Case rates have decreased among all age groups in the past week, but infection levels remain high, particularly in those aged 40 and over, and school ages 17-19.

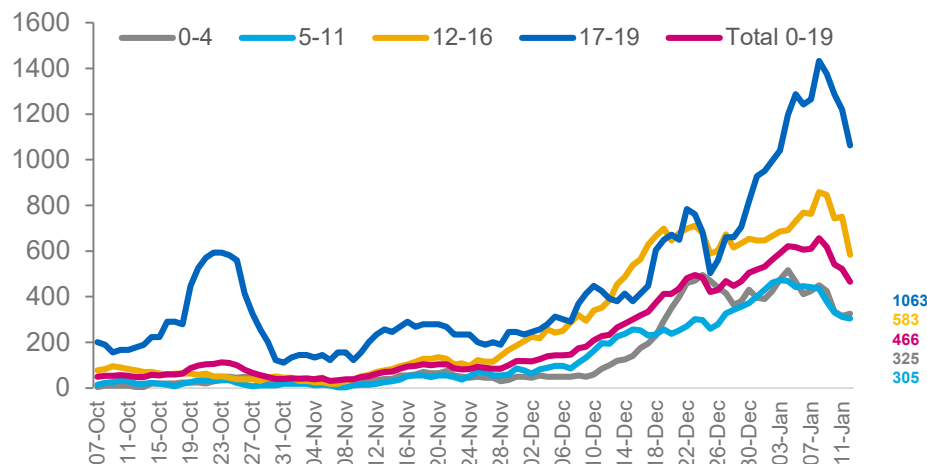
- The 40-59 age group continues to have the highest incidence rate at 1,025 cases per 100,000.
- The incidence rate among those aged 60 and over stands at 863 cases per 100,000; higher than Southwark as a whole.
- Highest incidence rate in school-age groups continues to be among those aged 17-19.

Figure 6: Southwark COVID-19 7-day incidence per 100,000 population, by age group

### All age groups



### 0-19 age group



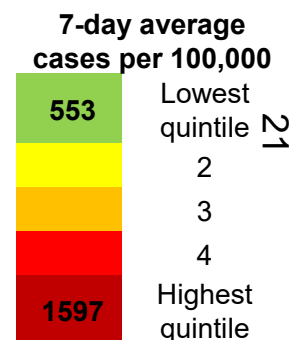
### References

1. PHE COVID Situational Awareness Explorer Dashboard. Data to 12 Jan.
2. ONS 2019 mid-year population estimates.

# High community transmission combined with intra-household transmission drive up case numbers across the borough

## CASE DISTRIBUTION

	01-Jan	02-Jan	03-Jan	04-Jan	05-Jan	06-Jan	07-Jan	08-Jan	09-Jan	10-Jan	11-Jan	12-Jan	13-Jan	14-Jan
Borough & Bankside	645	709	663	645	635	654	746	792	737	801	764	709	682	553
Camberwell Green	956	962	936	956	982	982	976	1022	1122	1135	1068	1095	1095	1135
Champion Hill	840	897	850	840	859	859	935	1010	1058	1124	1039	973	963	831
Chaucer	724	798	791	697	785	758	758	886	906	913	893	825	819	846
Dulwich Hill	693	815	765	836	846	907	928	928	846	897	846	805	744	836
Dulwich Village	871	862	977	933	960	986	1093	1066	1102	977	951	826	791	586
Dulwich Wood	823	860	907	916	935	925	953	935	907	907	869	860	804	701
Faraday	879	1021	1013	1021	1069	1124	1116	1108	1124	1203	1195	1140	1140	1172
Goose Green	1034	957	921	781	710	626	647	689	718	710	725	725	710	682
London Bridge & West Bermondsey	713	747	674	606	696	719	668	770	770	798	815	713	708	691
Newington	946	1028	1049	1042	1083	1172	1186	1083	1083	1076	1069	1008	871	857
North Bermondsey	806	789	822	844	872	922	956	939	989	967	911	839	783	706
North Walworth	883	831	853	868	943	973	1003	1070	1115	1092	1092	1070	1025	890
Nunhead & Queen's Road	776	908	944	1088	1149	1137	1185	1239	1263	1239	1046	998	1022	998
Old Kent Road	1078	1139	1194	1200	1161	1172	1294	1360	1432	1416	1405	1460	1460	1371
Peckham	1093	1224	1328	1383	1418	1466	1507	1597	1556	1445	1265	1224	1169	1162
Peckham Rye	1002	1012	974	917	785	737	690	747	794	832	794	747	813	775
Rotherhithe	655	660	655	743	793	821	960	1076	1148	1143	1054	1004	971	899
Rye Lane	843	882	920	1054	997	958	926	997	1016	971	779	811	799	811
St George's	1148	1234	1234	1177	1291	1277	1248	1291	1334	1421	1378	1234	1191	1148
St Giles	1019	1071	1156	1032	1097	1123	1169	1267	1312	1234	1195	1143	1058	986
South Bermondsey	835	964	1017	1000	1164	1129	1229	1311	1282	1288	1317	1082	1011	935
Surrey Docks	1058	1098	1098	1193	1241	1225	1352	1432	1448	1392	1344	1193	1122	899



Note- case rates are high across the borough. Those marked green/ yellow are to indicate they are low relative to other rates seen across the borough in the last 14 days, and not that these rates are a positive sign.

### Reference

1. PHE Daily Line List. Data to 14 Jan.

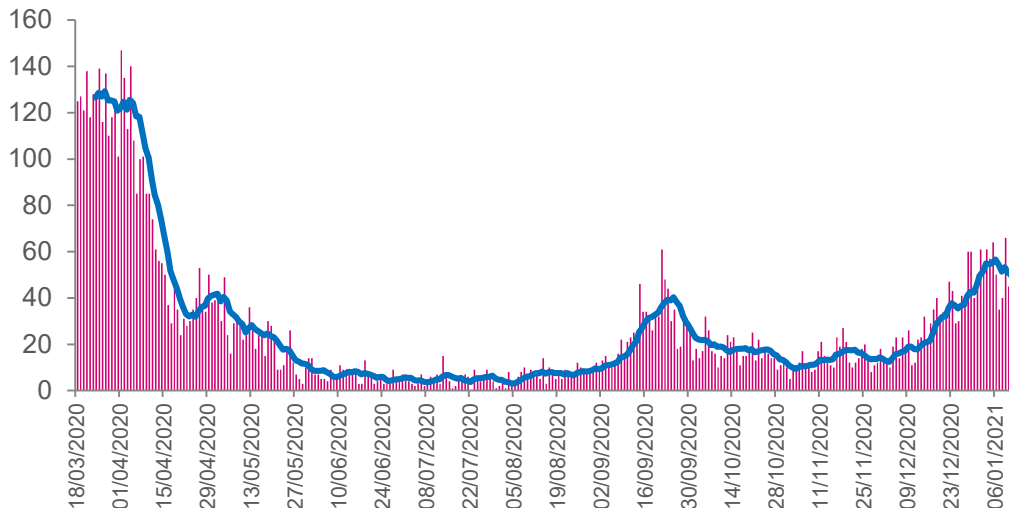
# Southwark NHS 111 calls related to COVID-19 have started to decrease

## NHS 111

**NHS Digital provides data on daily calls to NHS 111 involving reports of potential COVID-19 symptoms. This represents counts of calls not people.**

- These data report triages and completed online assessments that have received a potential COVID-19 final classification based on reported symptoms (not test results).
- After continually increasing since the start of December, the 7-day average for calls has decreased by almost a fifth (16%) compared with a week ago.

Figure 7: Southwark calls to NHS 111 with potential COVID-19 symptoms



**324**

Number of calls to NHS 111 reporting COVID-19 symptoms in the 7 days to 12 Jan 2021

### Reference

1. NHS Digital COVID-19 Local Authority Testing Dashboard. Data to 12 Jan.

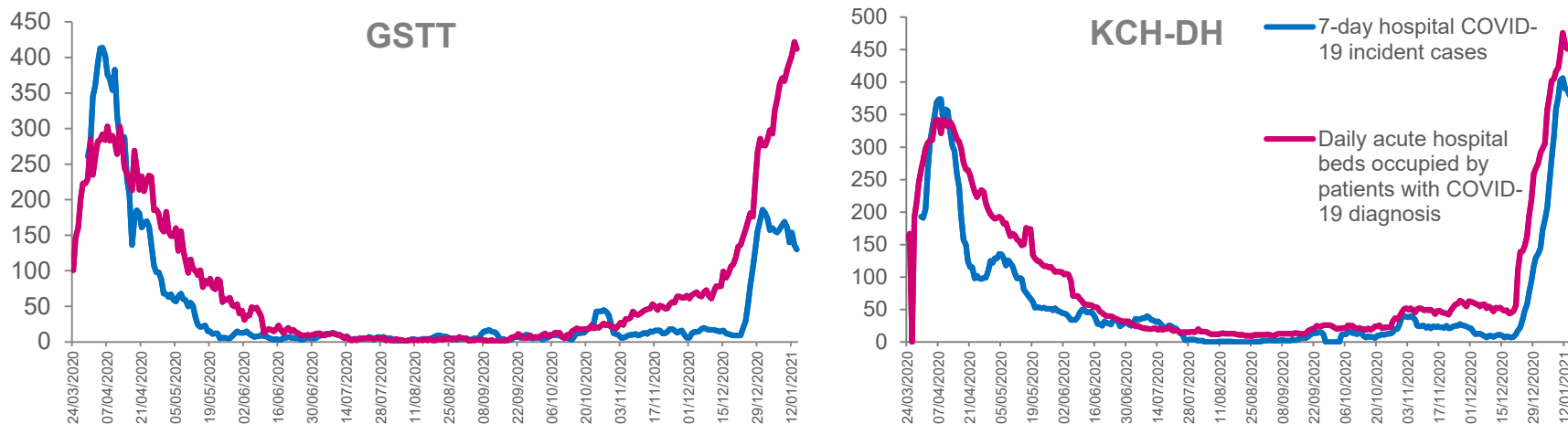
# The number of patients in hospital with COVID-19 remains high, both locally and across London

## SECONDARY CARE

Data on local hospitals' confirmed COVID-19 admissions and inpatient diagnoses are provided by NHS situation reports.

- In the last week, combining new admissions and in-patient diagnoses, there have been:
  - 130 cases at GSTT, and 380 cases at KCH-DH.
- There are currently **457** confirmed COVID-19 patients occupying beds at KCH-DH, and **412** at GSTT.
- KCH-DH is at **96%** critical care bed occupancy, and GSTT is at **86%** critical care bed occupancy.
- Across London, there are **7,571** patients in hospital with COVID-19, compared with **1,701** on 1 Dec.

Figure 8: Bed occupancy and 7-day sum of admissions with COVID-19 diagnosis plus new inpatient COVID-19 diagnoses, for GSTT and KCH-DH



### Definitions

7-day hospital COVID-19 incidence cases – includes patients diagnosed with COVID-19 upon admission and patients with a new diagnosis of COVID-19 arising during their hospital stay

Bed occupancy – includes both general ward and critical care beds

### References

1. SEL Early Warning report. Data to 14 Jan.
2. Coronavirus.data.gov.uk/healthcare . Data to 16 Jan.

# Cases have started to stabilise across London in the last week, but there remains significant hospital demand

## HORIZON SCANNING

<b>Alert Level &amp; Tiers</b>	<p>The alert level has been raised to 5 “<b>material risk of healthcare services being overwhelmed</b>” and England is in a third national lockdown. ONS estimates <b>1 in 30 people in London</b> had COVID-19 from 27 Dec- 2 Jan. The national R number is 1.1-1.3, similar to London at <b>0.9-1.2</b>.</p>
<b>Areas of interest</b>	<p><b>Modelling by NHSE suggests that for the current wave</b>, the peaks for daily COVID-19 hospital admissions, and numbers of patients on mechanical ventilation and oxygen therapy beds, will occur between January 18<sup>th</sup> to February 28<sup>th</sup> , and January 25<sup>th</sup> to February 28<sup>th</sup>, respectively.</p>
<b>New strain of virus</b>	<p>A <b>new strain of COVID-19 (VOC-202012/01) is substantially more transmissible</b> than previous strains, potentially up to 70%. Evidence by PHE shows no difference in hospital admissions or deaths for confirmed cases with the new variant, compared to other variants. <b>88% of isolates</b> sequenced in the week to 29/12/20 were likely to be this variant, for both Southwark and London.</p>
<b>Vaccination</b>	<p><b>The Medicines &amp; Healthcare products Regulatory Authority (MHRA) has approved use of the Oxford-AstraZeneca vaccine in the UK.</b> Roll out of the new vaccine has begun. The Joint Committee on Vaccinations &amp; Immunisations (JCVI) has advised all high risk groups should receive their 1<sup>st</sup> dose of a vaccine as quickly as possible.</p>
<b>NHS Demand</b>	<p><b>Across London there are almost 7,600 patients in hospital with COVID-19, more than four times the number in early December</b>, and higher than the peak in April. This rapid increase is also seen at local hospitals, which are operating near capacity limits.</p>
<b>Local deaths</b>	<p>Southwark has had <b>271 deaths related to COVID-19</b>, with <b>6 deaths</b> in the week up to 1 January. Overall, Southwark has had <b>297 excess deaths</b> in 2020 (i.e. the number of deaths in excess of what might normally be expected, from any cause).</p>

# Public health has supported 85% of all local schools and provides additional bespoke school nursing support

## SCHOOLS

**As the local authority health protection team, the public health team provides health protection advice and support to schools with managing single cases or outbreaks of COVID-19, and with interpreting and applying COVID-19 guidance and protocols. This includes supporting secondary schools to plan for the January roll out of lateral flow mass testing.**

- From the beginning of September to the end of December, the public health team received notifications from 87 Southwark schools: 58 primary (77%), 19 secondary (86%), and 8 special and alternative schools.
- Since 18th September 2020, 95 schools and further education colleges contacted the DfE helpline at least once to report a case of COVID-19 and receive guidance.
- School cases and outbreaks are discussed at a daily handover and escalated to PHE if necessary.

**In October, the public health team seconded a school nurse into a specialist COVID-19 nursing position. The COVID-19 specialist school nurse:**

- Acts as the nursing lead for schools and liaises between public health, schools, and school nursing;
- Provides a bespoke Wellbeing Clinic for children and families with COVID-related anxieties and concerns; and
- Works within the Prevent stream of the OPCP, supporting mass testing roll-out to schools and hosting webinars for teaching staff and internal Council colleagues.

**Public health also continues to form part of the Council's back to school working group, which has met since the first lockdown over the summer period.**

- This collaboration has established feedback loops relating to staff and student anxieties, supported the communication of public health guidance, and strengthened the offer of support to vulnerable children and families in the borough.

# The vaccination programme is being rolled out to priority groups in Southwark

## VACCINATION PROGRAMME

**The COVID vaccination programme started in Southwark in December. This is currently being delivered by:**

- North Southwark Primary Care Network (PCN)
- South Southwark PCN
- Acute hospital hubs (GSTT and Kings)

Additional models for delivery being developed include other community sites, community pharmacies and mass vaccination centres.

**Initial priority groups include; those >80 years old, health and social care staff and Care Home staff and residents.**

- Following full roll out to older people, mental health and learning disability residential homes, the vaccine offer will be extended to other types of residential settings and other higher risk groups.

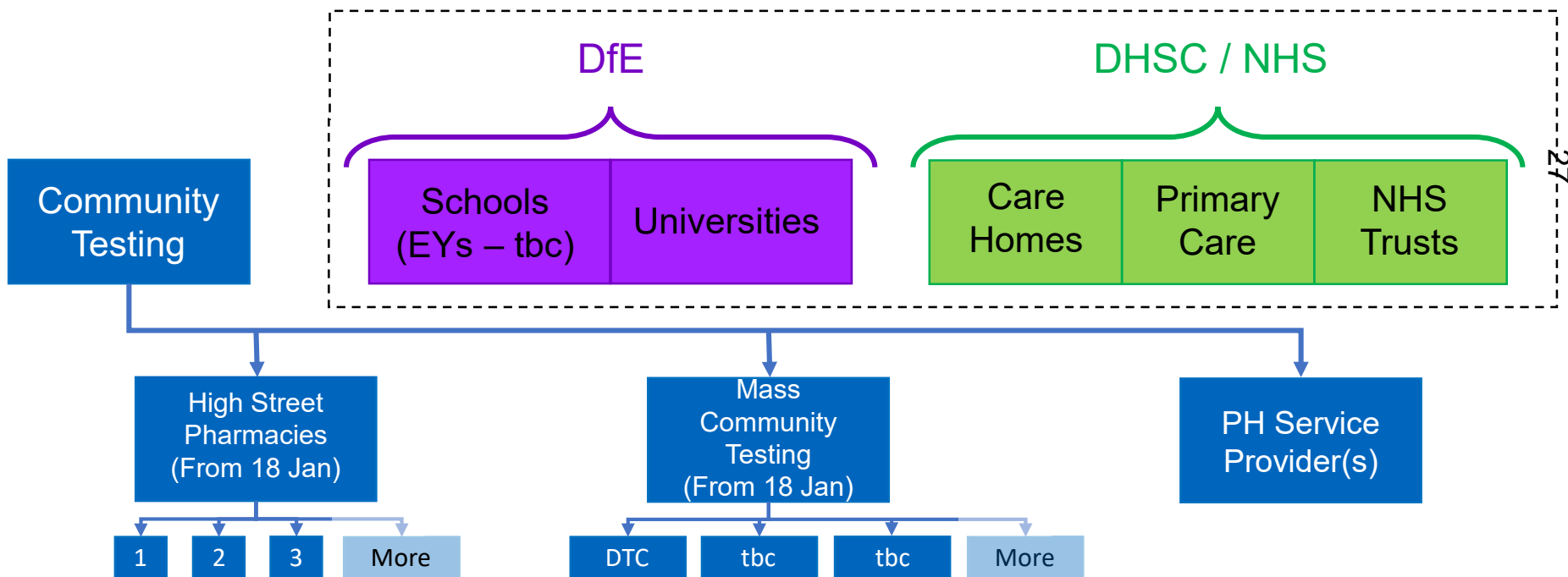
**The council is working very closely with the CCG to help coordinate and facilitate roll out. A task force group has been established to improve coverage of the vaccination programme and reduce inequalities. This group will support the work of the existing PCN-led vaccination delivery groups and will focus on the 5 priorities in the Council Immunisation Strategy:**

- Reducing inequalities and improving uptake in the under-served
- Community engagement and promotion
- Data sharing and quality
- Service delivery, call and recall
- Guidance, training and development

# Southwark Rapid (LFT) Testing: Proposed working model (As of 15/01/2021)

## Key objectives:

- Identify asymptomatic but potentially infectious individuals - break the chain of Covid-19 transmission
- **Now focused on essential workers who must work outside their home**
- Help manage and contain COVID-19 outbreaks
- Encourage and support people with positive tests to comply with self-isolation requirements



## Enablers

- Communications
- Community engagement
- Bookings
- Local monitoring and rapid evaluation

**Find out more at**  
**[southwark.gov.uk/publichealth](https://southwark.gov.uk/publichealth)**

Southwark Public Health Division

 [@lb\\_southwark](https://twitter.com/lb_southwark)  [facebook.com/southwarkcouncil](https://facebook.com/southwarkcouncil)

**CABINET AGENDA DISTRIBUTION LIST (OPEN)****MUNICIPAL YEAR 2020-21**

**NOTE:** Original held by Constitutional Team; all amendments/queries to  
Paula Thornton Tel: 020 7525 4395

Name	No of copies	Name	No of copies
<b>Members (paper copies)</b>		<b>Chief Officer Team - electronic</b>	
Jasmine Ali	1	Eleanor Kelly	
Leo Pollak	1	Duncan Whitfield	
Jane Salmon	1	David Quirke-Thornton	
<b>Members - electronic Versions (no hard copy)</b>		Michael Scorer	
Kieron Williams		Caroline Bruce	
Evelyn Akoto		<b>Officers – electronic</b>	
Helen Dennis		Doreen Forrester-Brown	
Stephanie Cryan		Norman Coombe	
Alice Macdonald		Ian Young	
Rebecca Lury		Jin Lim	
Catherine Rose		<b>Others - electronic</b>	
Johnson Situ		Louise Neilan	
Ian Wingfield		Paula Thornton, Constitutional Officer	
Victor Chamberlain		<b>Total: 5</b>	
Jason Ochere		<b>Dated: 22 September 2020</b>	
Peter Babudu			
Victoria Olisa			
Gavin Edwards			
Leanne Werner			
Jack Buck			
Sarah King			
Ali, Humaira			
<b>Group Offices - electronic</b>			
Aine Gallagher, Cabinet Office			
Paul Wendt, Liberal Democrat Group Office			
<b>Press</b>			
Southwark News	1		
South London Press	1		